

# Biotinylated Human FGFR2 beta (IIIc) Protein

Cat. No. FGR-HM4BCB

## Description

<b>Source</b>	Recombinant Biotinylated Human FGFR2 beta (IIIc) Protein is expressed from HEK293 with His tag and Avi tag at the C-Terminus. It contains Arg152-Glu377.
<b>Accession</b>	P21802-1
<b>Molecular Weight</b>	The protein has a predicted MW of 28.2 kDa. Due to glycosylation, the protein migrates to 48-60 kDa based on Bis-Tris PAGE result.
<b>Endotoxin</b>	Less than 1EU per µg by the LAL method.
<b>Purity</b>	> 95% as determined by Bis-Tris PAGE > 95% as determined by HPLC

## Formulation and Storage

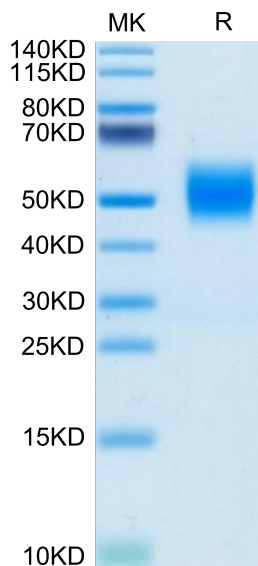
<b>Formulation</b>	Lyophilized from 0.22µm filtered solution in PBS (pH 7.4). Normally 8% trehalose is added as protectant before lyophilization.
<b>Reconstitution</b>	Centrifuge the tube before opening. Reconstituting to a concentration more than 100 µg/ml is recommended. Dissolve the lyophilized protein in distilled water.
<b>Storage</b>	-20 to -80°C for 12 months as supplied from date of receipt. -80°C for 3 months after reconstitution. Recommend to aliquot the protein into smaller quantities for optimal storage. Please minimize freeze-thaw cycles.

## Background

Four distinct genes encoding closely related FGF receptors, FGF R1 - 4, are known. All four genes for FGF Rs encode proteins with an N-terminal signal peptide, three immunoglobulin (Ig)-like domains, an acid-box region containing a run of acidic residues between the IgI and IgII domains, a transmembrane domain and the split tyrosine-kinase domain. Multiple forms of FGF R1 - 3 are generated by alternative splicing of the mRNAs. A frequent splicing event involving FGF R1 and 2 results in receptors containing all three Ig domains, referred to as the alpha isoform, or only IgII and IgIII, referred to as the beta isoform.

## Assay Data

### Bis-Tris PAGE



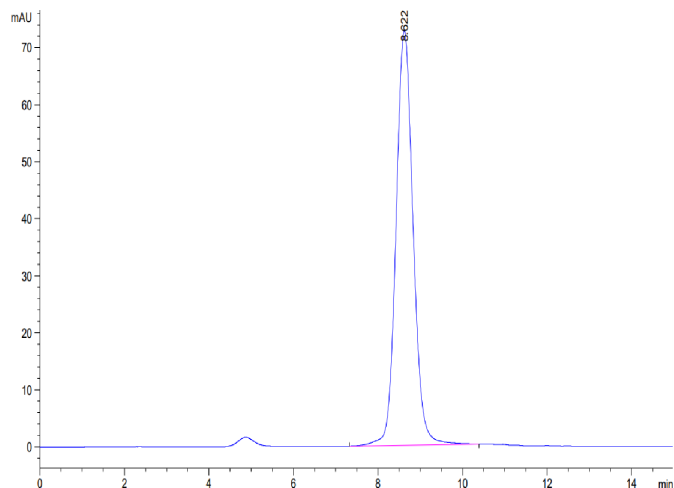
Biotinylated Human FGFR2 beta (IIIc) on Bis-Tris PAGE under reduced condition. The purity is greater than 95%.

### SEC-HPLC

# Biotinylated Human FGFR2 beta (IIIc) Protein

Cat. No. FGR-HM4BCB

## Assay Data

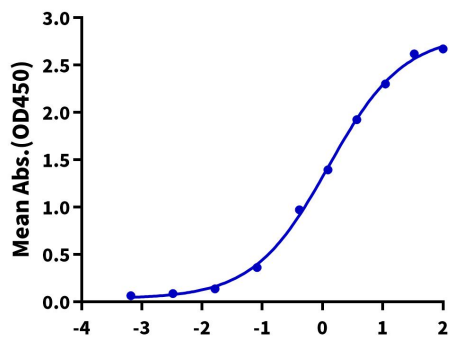


The purity of Biotinylated Human FGFR2 beta (IIIc) is greater than 95% as determined by SEC-HPLC.

## ELISA Data

### Biotinylated Human FGFR2 beta (IIIc), His Tag ELISA

0.5µg Human FGF basic, No Tag Per Well



Immobilized Human FGF basic, No Tag at 5µg/ml (100µl/well) on the plate. Dose response curve for Biotinylated Human FGFR2 beta (IIIc), His Tag with the EC50 of 1.25µg/ml determined by ELISA.